

36" 10.0 Lb. Black Base Cone with Reflective Collars

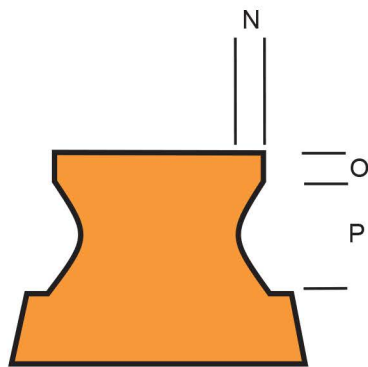
COLORS AVAILABLE ● ●

DIMENSIONS

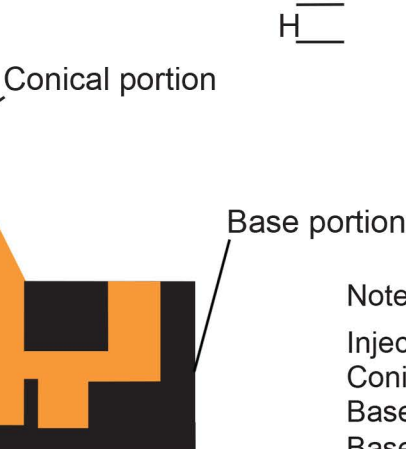
| | |
|---|---------------------|
| A | 36.00" |
| B | 1.875" |
| C | 1.25" DIAMETER |
| D | 3.75" |
| E | 6.5" |
| F | 2.0" |
| G | 4.5" |
| H | 1.5" |
| I | .625" |
| J | 14.50" |
| K | .14" WALL THICKNESS |
| L | .16" WALL THICKNESS |
| M | 10.00" |

DETAIL "B"

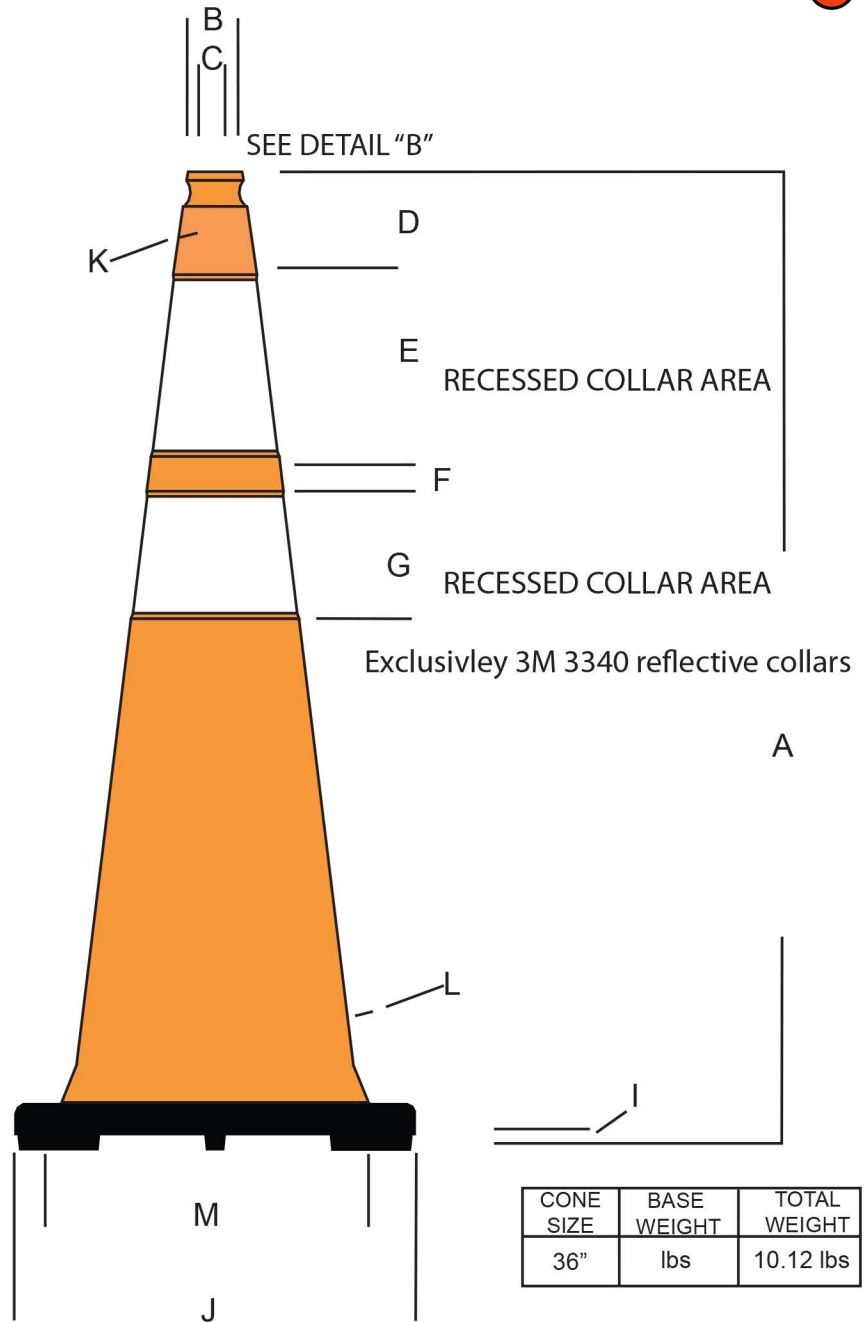
| | |
|---|--------------|
| N | .375" RECESS |
| O | .3125" |
| P | 1.0" |
| | |



SEE DETAIL "A" BELOW



Circle Interlock System DETAIL "A"



| CONE SIZE | BASE WEIGHT | TOTAL WEIGHT |
|-----------|-------------|--------------|
| 36" | lbs | 10.12 lbs |

Notes:

Injection molded PVC traffic cone
Conical section manufactured from 100% recyclable flourescent orange PVC
Base manufactured form 100% post industrial recycled black PVC
Base makes up 60% of the over all weight of cone so as to stablize cone in windy conditions.